

FORM NO. MGT-7

[Pursuant to sub-Section(1) of section 92 of the Companies Act, 2013 and sub-rule (1) of rule 11of the Companies (Management and Administration) Rules, 2014]



सत्यमेव जयते

Annual Return (other than OPCs and Small Companies)

Form language ☒ English ☐ Hindi

Refer the instruction kit for filing the form.

I. REGISTRATION AND OTHER DETAILS

(i) * Corporate Identification Number (CIN) of the company

L74999MH1902PLC000183

Pre-fill

Global Location Number (GLN) of the company

* Permanent Account Number (PAN) of the company

AAACT3957G

(ii) (a) Name of the company

THE INDIAN HOTELS COMPANY

(b) Registered office address

MANDLIK HOUSE, MANDLIK ROAD, NA
MUMBAI- 400 001.
Maharashtra
400001
India

(c) *e-mail ID of the company

investorrelations@ihcltata.com

(d) *Telephone number with STD code

02261371637

(e) Website

www.ihcltata.com

(iii) Date of Incorporation

01/04/1902

(iv)	Type of the Company	Category of the Company	Sub-category of the Company
	Public Company	Company limited by shares	Indian Non-Government company

(v) Whether company is having share capital

☒ Yes

☐ No

(vi) *Whether shares listed on recognized Stock Exchange(s)

☒ Yes

☐ No

(a) Details of stock exchanges where shares are listed

S. No.	Stock Exchange Name	Code
1	BSE Limited	1
2	The National Stock Exchange of India Limited	1,024

(b) CIN of the Registrar and Transfer Agent

U67190MH1999PTC118368

Pre-fill

Name of the Registrar and Transfer Agent

MUFG INTIME INDIA PRIVATE LIMITED

Registered office address of the Registrar and Transfer Agents

C-101, 1st Floor, 247 Park, Lal Bahadur Shastri Marg, Vikh
roli (West), NA

(vii) *Financial year From date 01/04/2024 (DD/MM/YYYY) To date 31/03/2025 (DD/MM/YYYY)

(viii) *Whether Annual general meeting (AGM) held ☒ Yes ☐ No

(a) If yes, date of AGM

(b) Due date of AGM

(c) Whether any extension for AGM granted ☐ Yes ☒ No

II. PRINCIPAL BUSINESS ACTIVITIES OF THE COMPANY

*Number of business activities 2

S.No	Main Activity group code	Description of Main Activity group	Business Activity Code	Description of Business Activity	% of turnover of the company
1	I	Accommodation and Food Service	I1	Accommodation services provided by Hotel, Inns, Resorts, holiday homes, hostel,	45.53
2	I	Accommodation and Food Service	I2	Food and beverage services provided by hotels, restaurants, caterers, etc.	33.57

III. PARTICULARS OF HOLDING, SUBSIDIARY AND ASSOCIATE COMPANIES (INCLUDING JOINT VENTURES)

*No. of Companies for which information is to be given 45

Pre-fill All

S.No	Name of the company	CIN / FCRN	Holding/ Subsidiary/Associate/ Joint Venture	% of shares held
1	K T C HOTELS LTD	U55101KL1984PLC004105	Subsidiary	100

2	UNITED HOTELS LIMITED	U74899DL1950PLC001861	Subsidiary	55
3	ROOTS CORPORATION LIMITED	U55100MH2003PLC143639	Subsidiary	100
4	TAJ SATS AIR CATERING LIMITED	U55204MH2001PLC133177	Subsidiary	51
5	PIEM HOTELS LIMITED	U55101MH1968PLC013960	Subsidiary	58.65
6	TAJ TRADE AND TRANSPORT CO. LTD.	U60300MH1977PLC019952	Subsidiary	75.3
7	INDITRAVEL LIMITED	U74999MH1981PLC023924	Subsidiary	81.19
8	NORTHERN INDIA HOTELS LIMITED	U55101UP1971PLC003838	Subsidiary	55.23
9	SKYDECK PROPERTIES AND DEVELOPMENTS LTD.	U45200MH1998PTC114881	Subsidiary	100
10	SHEENA INVESTMENTS PRIVATE LIMITED	U65990MH1990PTC055375	Subsidiary	100
11	LUTHRIA & LALCHANDANI HOTELS LTD.	U55100MH2008PTC178963	Subsidiary	100
12	ELEL HOTELS AND INVESTMENTS LTD.	U70101MH1969PLC014326	Subsidiary	100
13	TAJ ENTERPRISES LIMITED	U55101DL1979PLC009746	Subsidiary	93.4
14	BENARES HOTELS LIMITED	L55101UP1971PLC003480	Subsidiary	51.97
15	IDEAL ICE LIMITED	U74110MH1979PLC021139	Subsidiary	100
16	GENNESS HOSPITALITY PRIVATE LIMITED	U55101MH2022PTC375826	Subsidiary	100
17	QURIO HOSPITALITY PRIVATE LIMITED	U55101MH2022PTC375921	Subsidiary	100
18	SUISLAND HOSPITALITY PRIVATE LIMITED	U55100MH2022PTC388985	Subsidiary	74
19	KADISLAND HOSPITALITY PRIVATE LIMITED	U55101MH2022PTC389153	Subsidiary	100
20	ZARRENSTAR HOSPITALITY PRIVATE LIMITED	U55209MH2020PTC337204	Subsidiary	100
21	NEKTA FOOD SOLUTIONS LIMITED	U56102MH2023PLC413789	Subsidiary	51
22	RAJSCAPE HOTELS PRIVATE LIMITED	U55101DL2005PTC138984	Subsidiary	55
23	IHOCO BV		Subsidiary	100
24	ST. JAMES COURT HOTELS LIMITED		Subsidiary	78.95
25	TAJ INTERNATIONAL HOTELS LIMITED		Subsidiary	100
26	PIEM INTERNATIONAL (H.K.) LIMITED		Subsidiary	58.65

27	BAHC 5 PTE LIMITED		Subsidiary	58.65
28	UNITED OVERSEAS HOLDING II +		Subsidiary	100
29	IHMS HOTELS (SA) (PROPRIETC +		Subsidiary	100
30	GOODHOPE PALACE HOTELS (C +		Subsidiary	100
31	TAJ INTERNATIONAL HOTELS (C +		Subsidiary	100
32	DEMETER SPECIALITIES PTE LIM +		Subsidiary	100
33	IH HOSPITALITY GMBH		Subsidiary	100
34	TAIDA TRADING AND INDUSTF +	U13100MH1959PLC011396	Associate	36.79
35	ORIENTAL HOTELS LIMITED	L55101TN1970PLC005897	Associate	35.86
36	TAJ MADURAI LIMITED	U55101TN1990PLC018883	Associate	26
37	TAL LANKA HOTELS PLC		Associate	24.62
38	LANKA ISLANDS RESORTS LIM +		Joint Venture	24.66
39	TP Kirnali Solar Limited	U40106MH2020PLC342479	Associate	26
40	TAJ KERALA HOTELS AND RESO +	U55101KL1991PLC006056	Joint Venture	28.78
41	KAVERI RETREATS AND RESOR +	U55101TN2005PLC057903	Joint Venture	50
42	TAJ GVK HOTELS AND RESORT +	L40109TG1995PLC019349	Joint Venture	25.52
43	TAJ SAFARIS LIMITED	U55200MH2004PLC149016	Joint Venture	42.2
44	TAL HOTELS AND RESORTS LIM +		Joint Venture	27.6
45	TAJ KARNATAKA HOTELS AND +	U85110KA1995PLC017192	Joint Venture	45.02

IV. SHARE CAPITAL, DEBENTURES AND OTHER SECURITIES OF THE COMPANY

(i) * SHARE CAPITAL

(a) Equity share capital

Particulars	Authorised capital	Issued capital	Subscribed capital	Paid up capital
Total number of equity shares	2,000,000,000	1,423,489,084	1,423,432,227	1,423,432,227
Total amount of equity shares (in Rupees)	2,000,000,000	1,423,489,084	1,423,432,227	1,423,432,227

Number of classes

1

Class of Shares	Authorised capital	Issued capital	Subscribed capital	Paid up capital
EQUITY SHARES				
Number of equity shares	2,000,000,000	1,423,489,084	1,423,432,227	1,423,432,227
Nominal value per share (in rupees)	1	1	1	1
Total amount of equity shares (in rupees)	2,000,000,000	1,423,489,084	1,423,432,227	1,423,432,227

(b) Preference share capital

Particulars	Authorised capital	Issued capital	Subscribed capital	Paid-up capital
Total number of preference shares	0	0	0	0
Total amount of preference shares (in rupees)	0	0	0	0

Number of classes

0

Class of shares	Authorised capital	Issued capital	Subscribed capital	Paid up capital
Number of preference shares				
Nominal value per share (in rupees)				
Total amount of preference shares (in rupees)				

(c) Unclassified share capital

Particulars	Authorised Capital
Total amount of unclassified shares	0

(d) Break-up of paid-up share capital

Class of shares	Number of shares			Total nominal amount	Total Paid-up amount	Total premium
Equity shares	Physical	DEMAT	Total			
At the beginning of the year	7,190,388	1,416,241,8	1423432227	1,423,432,2	1,423,432,	
		+		+	+	
Increase during the year	0	982,651	982651	0	0	0
i. Pubic Issues	0	0	0	0	0	0
ii. Rights issue	0	0	0	0	0	0
iii. Bonus issue	0	0	0	0	0	0

iv. Private Placement/ Preferential allotment	0	0	0	0	0	0
v. ESOPs	0	0	0	0	0	0
vi. Sweat equity shares allotted	0	0	0	0	0	0
vii. Conversion of Preference share	0	0	0	0	0	0
viii. Conversion of Debentures	0	0	0	0	0	0
ix. GDRs/ADRs	0	0	0	0	0	0
x. Others, specify Demat of Shares	0	982,651	982651			
Decrease during the year	982,651	0	982651	0	0	0
i. Buy-back of shares	0	0	0	0	0	0
ii. Shares forfeited	0	0	0	0	0	0
iii. Reduction of share capital	0	0	0	0	0	0
iv. Others, specify 	982,651		982651			
At the end of the year	6,207,737	1,417,224,4	1423432227	1,423,432,2	1,423,432,	
Preference shares						
At the beginning of the year	0	0	0	0	0	
Increase during the year	0	0	0	0	0	0
i. Issues of shares	0	0	0	0	0	0
ii. Re-issue of forfeited shares	0	0	0	0	0	0
iii. Others, specify 	0	0	0	0	0	
Decrease during the year	0	0	0	0	0	0
i. Redemption of shares	0	0	0	0	0	0
ii. Shares forfeited	0	0	0	0	0	0
iii. Reduction of share capital	0	0	0	0	0	0
iv. Others, specify 	0	0	0	0	0	
At the end of the year	0	0	0	0	0	

ISIN of the equity shares of the company

(ii) Details of stock split/consolidation during the year (for each class of shares)

0

Class of shares		(i)	(ii)	(iii)
Before split / Consolidation	Number of shares			
	Face value per share			
After split / Consolidation	Number of shares			
	Face value per share			

(iii) Details of shares/Debentures Transfers since closure date of last financial year (or in the case of the first return at any time since the incorporation of the company) *

☐ Nil

[Details being provided in a CD/Digital Media]

☐ Yes ☒ No ☐ Not Applicable

Separate sheet attached for details of transfers

☒ Yes ☐ No

Note: In case list of transfer exceeds 10, option for submission as a separate sheet attachment or submission in a CD/Digital Media may be shown.

Date of the previous annual general meeting		<input type="text"/>	
Date of registration of transfer (Date Month Year)		<input type="text"/>	
Type of transfer	<input type="text"/>	1 - Equity, 2- Preference Shares,3 - Debentures, 4 - Stock	
Number of Shares/ Debentures/ Units Transferred	<input type="text"/>	Amount per Share/ Debenture/Unit (in Rs.)	<input type="text"/>
Ledger Folio of Transferor		<input type="text"/>	
Transferor's Name	<input type="text"/>	<input type="text"/>	<input type="text"/>
	Surname	middle name	first name

Ledger Folio of Transferee			
Transferee's Name			
	Surname	middle name	first name

Date of registration of transfer (Date Month Year)			
--	--	--	--

Type of transfer		1 - Equity, 2- Preference Shares, 3 - Debentures, 4 - Stock	
------------------	--	---	--

Number of Shares/ Debentures/ Units Transferred		Amount per Share/ Debenture/Unit (in Rs.)	
--	--	--	--

Ledger Folio of Transferor			
----------------------------	--	--	--

Transferor's Name			
	Surname	middle name	first name

Ledger Folio of Transferee			
----------------------------	--	--	--

Transferee's Name			
	Surname	middle name	first name

(iv) * Debentures (Outstanding as at the end of financial year)

Particulars	Number of units	Nominal value per unit	Total value
Non-convertible debentures	0	0	0
Partly convertible debentures	0	0	0
Fully convertible debentures	0	0	0
Total			0

Details of debentures

Class of debentures	Outstanding as at the beginning of the year	Increase during the year	Decrease during the year	Outstanding as at the end of the year
Non-convertible debentures	0	0	0	0
Partly convertible debentures	0	0	0	0
Fully convertible debentures	0	0	0	0

(v) Securities (other than shares and debentures)

0

Type of Securities	Number of Securities	Nominal Value of each Unit	Total Nominal Value	Paid up Value of each Unit	Total Paid up Value
Total					

V. *Turnover and net worth of the company (as defined in the Companies Act, 2013)

(i) Turnover

49,165,400,000

(ii) Net worth of the Company

112,559,200,000

VI. (a) *SHARE HOLDING PATTERN - Promoters

S. No.	Category	Equity		Preference	
		Number of shares	Percentage	Number of shares	Percentage
1.	Individual/Hindu Undivided Family				
	(i) Indian	0	0	0	
	(ii) Non-resident Indian (NRI)	0	0	0	
	(iii) Foreign national (other than NRI)	0	0	0	
2.	Government				
	(i) Central Government	0	0	0	
	(ii) State Government	0	0	0	
	(iii) Government companies	0	0	0	
3.	Insurance companies	0	0	0	
4.	Banks	0	0	0	
5.	Financial institutions	0	0	0	

6.	Foreign institutional investors	0	0	0	
7.	Mutual funds	0	0	0	
8.	Venture capital	0	0	0	
9.	Body corporate (not mentioned above)	542,557,742	38.12	0	
10.	Others	0	0	0	
	Total	542,557,742	38.12	0	0

Total number of shareholders (promoters)

20

(b) *SHARE HOLDING PATTERN - Public/Other than promoters

S. No.	Category	Equity		Preference	
		Number of shares	Percentage	Number of shares	Percentage
1.	Individual/Hindu Undivided Family				
	(i) Indian	192,432,491	13.52	0	
	(ii) Non-resident Indian (NRI)	11,692,863	0.82	0	
	(iii) Foreign national (other than NRI)	25,906	0	0	
2.	Government				
	(i) Central Government	111,549	0.01	0	
	(ii) State Government	1,500	0	0	
	(iii) Government companies	0	0	0	
3.	Insurance companies	44,035,960	3.09	0	
4.	Banks	2,179,005	0.15	0	
5.	Financial institutions	2,244,113	0.16	0	
6.	Foreign institutional investors	383,740,003	26.96	0	
7.	Mutual funds	199,872,116	14.04	0	
8.	Venture capital	0	0	0	
9.	Body corporate (not mentioned above)	16,414,749	1.15	0	
10.	Others	28,124,230	1.98	0	

	Total	880,874,485	61.88	0	0
--	--------------	-------------	-------	---	---

Total number of shareholders (other than promoters)








































614,097

**Total number of shareholders (Promoters+Public/
Other than promoters)**

614,117

(c) *Details of Foreign institutional investors' (FIIs) holding shares of the company

1,016

Name of the FII	Address	Date of Incorporation	Country of Incorporation	Number of shares held	% of shares held
SOROS CAPITAL LP	CITIBANK N.A. CUSTODY SERVICES 			573,187	0.04
SPARTAN GROUP TRU 	CITIBANK N.A. CUSTODY SERVICES 			55,227	0
SSGA SPDR ETFS EURC 	DEUTSCHE BANK AG, DB HOUSE H 			95,943	0.01
STATE STREET EMERG 	DEUTSCHE BANK AG, DB HOUSE H 			59,850	0
STICHTING JURIDISCH 	BNP PARIBAS HOUSE 1 NORTH AV 			349,086	0.02
SUNAMERICA SERIES T 	DEUTSCHE BANK AG, DB HOUSE H 			10,791	0
SWISS LIFE ASSET MAI 	STANDARD CHARTERED BANK SEC 			26,585	0
SWISSCANTO (CH) INC 	HSBC SECURITIES SERVICES 11TH F 			185,150	0.01
NEW YORK STATE TEA 	DEUTSCHE BANK AG, DB HOUSE, F 			159,600	0.01
NEW YORK STATE TEA 	DEUTSCHE BANK AG, DB HOUSE H 			54,264	0
NORTHERN TRUST CO 	CITIBANK N.A. CUSTODY SERVICES 			60,322	0
NORTHERN TRUST CO 	CITIBANK N.A. CUSTODY SERVICES 			36,775	0
NTCC COLLECTIVE FUI 	CITIBANK N.A. CUSTODY SERVICES 			398,944	0.03
NUCLEAR ELECTRIC IN 	CITIBANK N.A. CUSTODY SERVICES 			302,899	0.02
NUVEEN ESG EMERGIN 	CITIBANK N.A. CUSTODY SERVICES 			5,536	0
PENSION FUND ASSO 	HSBC SECURITIES SERVICES 11TH F 			1,965	0
PENSION RESERVES IN 	DEUTSCHE BANK AG, DB HOUSE H 			628,867	0.04
PEOPLE'S BANK 	HSBC SECURITIES SERVICES 11TH F 			4,645,765	0.33
PGIM ASIA-PACIFIC FU 	HSBC SECURITIES SERVICES 11TH F 			25,289	0
PGIM FUNDS PLC - PG 	DEUTSCHE BANK AG, DB HOUSE H 			16,974	0

Name of the FII	Address	Date of Incorporation	Country of Incorporation	Number of shares held	% of shares held
PINEBRIDGE DYNAMIC	HSBC SECURITIES SERVICES 11TH F			13,749	0
PINEBRIDGE GLOBAL I	DEUTSCHE BANK AG, DB HOUSE H			34,559	0
PINEBRIDGE GLOBAL I	CITIBANK N.A. CUSTODY SERVICES			24,920	0
PREVOYANCE.NE FUN	HSBC SECURITIES SERVICES 11TH F			8,476	0
PRUDENTIAL HONG K	STANDARD CHARTERED BANK SEC			64,592	0

VII. *NUMBER OF PROMOTERS, MEMBERS, DEBENTURE HOLDERS
(Details, Promoters, Members (other than promoters), Debenture holders)

Details	At the beginning of the year	At the end of the year
Promoters	20	20
Members (other than promoters)	553,615	614,097
Debenture holders	0	0

VIII. DETAILS OF DIRECTORS AND KEY MANAGERIAL PERSONNEL




(A) *Composition of Board of Directors

Category	Number of directors at the beginning of the year		Number of directors at the end of the year		Percentage of shares held by directors as at the end of year	
	Executive	Non-executive	Executive	Non-executive	Executive	Non-executive
A. Promoter	0	0	0	0	0	0
B. Non-Promoter	1	5	1	5	0	0.01
(i) Non-Independent	1	1	1	1	0	0.01
(ii) Independent	0	4	0	4	0	0
C. Nominee Directors representing	0	0	0	0	0	0
(i) Banks & FIs	0	0	0	0	0	0
(ii) Investing institutions	0	0	0	0	0	0
(iii) Government	0	0	0	0	0	0
(iv) Small share holders	0	0	0	0	0	0
(v) Others	0	0	0	0	0	0


Total	1	5	1	5	0	0.01
-------	---	---	---	---	---	------

Number of Directors and Key managerial personnel (who is not director) as on the financial year end date

(B) (i) *Details of directors and Key managerial personnel as on the closure of financial year

Name	DIN/PAN	Designation	Number of equity share(s) held	Date of cessation (after closure of financial year : If any)
N CHANDRASEKARAI 	00121863	Director	111,111	
NASSER MUNJEE	00010180	Director	0	
HEMA RAVICHANDAN 	00032929	Director	0	
VENKATARAMANAN 	01223191	Director	0	
ANUPAM NARAYAN	05224075	Director	0	
PUNEET CHHATWAL	07624616	Managing Director	0	
BEEJAL DESAI	AAAPD3368C	Company Secretar	0	
ANKUR DALWANI	AFNPD1830P	CFO	0	


(ii) Particulars of change in director(s) and Key managerial personnel during the year

Name	DIN/PAN	Designation at the beginning / during the financial year	Date of appointment/ change in designation/ cessation	Nature of change (Appointment/ Change in designation/ Cessation)
GIRIDHAR SANJEE 	ABQPS2534L	CFO	30/06/2024	CESSATION

IX. MEETINGS OF MEMBERS/CLASS OF MEMBERS/BOARD/COMMITTEES OF THE BOARD OF DIRECTORS

A. MEMBERS/CLASS /REQUISITIONED/NCLT/COURT CONVENED MEETINGS

Number of meetings held

Type of meeting	Date of meeting	Total Number of Members entitled to attend meeting	Attendance	
			Number of members attended	% of total shareholding
ANNUAL GENERAL MEETI 	14/06/2024	583,774	148	31.99

B. BOARD MEETINGS

*Number of meetings held

S. No.	Date of meeting	Total Number of directors associated as on the date of meeting	Attendance	
			Number of directors attended	% of attendance
1	24/04/2024	6	6	100
2	19/07/2024	6	6	100
3	07/11/2024	6	6	100
4	17/01/2024	6	6	100

C. COMMITTEE MEETINGS

Number of meetings held

16

S. No.	Type of meeting	Date of meeting	Total Number of Members as on the date of the meeting	Attendance	
				Number of members attended	% of attendance
1	AUDIT AND C +	23/04/2024	4	4	100
2	AUDIT AND C +	18/07/2024	4	4	100
3	AUDIT AND C +	07/11/2024	4	4	100
4	AUDIT AND C +	17/01/2025	4	4	100
5	AUDIT AND C +	18/03/2025	4	4	100
6	CSR AND SUS +	23/04/2024	4	4	100
7	CSR AND SUS +	18/07/2024	4	4	100
8	CSR AND SUS +	06/11/2024	4	4	100
9	CSR AND SUS +	18/03/2025	4	4	100
10	NOMINATION +	24/04/2024	3	3	100

D. *ATTENDANCE OF DIRECTORS

S. No.	Name of the director	Board Meetings			Committee Meetings			Whether attended AGM held on
		Number of Meetings which director was entitled to attend	Number of Meetings attended	% of attendance	Number of Meetings which director was entitled to attend	Number of Meetings attended	% of attendance	
								(Y/N/NA)
1	N CHANDRAS	4	4	100	1	1	100	
2	NASSER MUN	4	4	100	13	13	100	

3	HEMA RAVIC	4	4	100	14	14	100	
4	VENKATARA	4	4	100	16	16	100	
5	ANUPAM NAF	4	4	100	11	11	100	
6	PUNEET CHH	4	4	100	6	6	100	

X. *REMUNERATION OF DIRECTORS AND KEY MANAGERIAL PERSONNEL

☐ Nil

Number of Managing Director, Whole-time Directors and/or Manager whose remuneration details to be entered

1

S. No.	Name	Designation	Gross Salary	Commission	Stock Option/ Sweat equity	Others	Total Amount
1	PUNEET CHHATW	MANAGING DIR	131,848,000	54,115,000	0	44,037,000	230,000,000
	Total		131,848,000	54,115,000	0	44,037,000	230,000,000

Number of CEO, CFO and Company secretary whose remuneration details to be entered

3

S. No.	Name	Designation	Gross Salary	Commission	Stock Option/ Sweat equity	Others	Total Amount
1	GIRIDHAR SANJEE	EXECUTIVE VICE	6,944,000	0	0	12,044,000	18,988,000
2	ANKUR DALWANI	EXECUTIVE VICE	20,358,000	0	0	8,044,000	28,402,000
3	BEEJAL DESAI	EXECUTIVE VICE	16,833,000	0	0	6,094,000	22,927,000
	Total		44,135,000	0	0	26,182,000	70,317,000

Number of other directors whose remuneration details to be entered

5

S. No.	Name	Designation	Gross Salary	Commission	Stock Option/ Sweat equity	Others	Total Amount
1	N CHANDRASEKA	NON EXECUTIVE	0	0	0	150,000	150,000
2	NASSER MUNJEE	NON EXECUTIVE	0	7,500,000	0	510,000	8,010,000
3	HEMA RAVICHAND	NON EXECUTIVE	0	7,000,000	0	540,000	7,540,000
4	VENKATARAMANA	NON EXECUTIVE	0	7,000,000	0	600,000	7,600,000
5	ANUPAM NARAYA	NON EXECUTIVE	0	7,000,000	0	450,000	7,450,000
	Total		0	28,500,000	0	2,250,000	30,750,000

XI. MATTERS RELATED TO CERTIFICATION OF COMPLIANCES AND DISCLOSURES

* A. Whether the company has made compliances and disclosures in respect of applicable provisions of the Companies Act, 2013 during the year ☒ Yes ☐ No

B. If No, give reasons/observations

XII. PENALTY AND PUNISHMENT - DETAILS THEREOF

(A) DETAILS OF PENALTIES / PUNISHMENT IMPOSED ON COMPANY/DIRECTORS /OFFICERS ☒ Nil

Name of the company/ directors/ officers	Name of the court/ concerned Authority	Date of Order	Name of the Act and section under which penalised / punished	Details of penalty/ punishment	Details of appeal (if any) including present status

(B) DETAILS OF COMPOUNDING OF OFFENCES ☒ Nil

Name of the company/ directors/ officers	Name of the court/ concerned Authority	Date of Order	Name of the Act and section under which offence committed	Particulars of offence	Amount of compounding (in Rupees)

XIII. Whether complete list of shareholders, debenture holders has been enclosed as an attachment

☐ Yes ☒ No

(In case of 'No', submit the details separately through the method specified in instruction kit)

XIV. COMPLIANCE OF SUB-SECTION (2) OF SECTION 92, IN CASE OF LISTED COMPANIES

In case of a listed company or a company having paid up share capital of Ten Crore rupees or more or turnover of Fifty Crore rupees or more, details of company secretary in whole time practice certifying the annual return in Form MGT-8.

Name

NEVILLE K DAROGA

Whether associate or fellow

☒ Associate ☐ Fellow

Certificate of practice number

3823

I/We certify that:

(a) The return states the facts, as they stood on the date of the closure of the financial year aforesaid correctly and adequately.

(b) Unless otherwise expressly stated to the contrary elsewhere in this Return, the Company has complied with all the provisions of the Act during the financial year.

Declaration

I am Authorised by the Board of Directors of the company vide resolution no. ... dated

(DD/MM/YYYY) to sign this form and declare that all the requirements of the Companies Act, 2013 and the rules made thereunder in respect of the subject matter of this form and matters incidental thereto have been complied with. I further declare that:

1. Whatever is stated in this form and in the attachments thereto is true, correct and complete and no information material to the subject matter of this form has been suppressed or concealed and is as per the original records maintained by the company.
2. All the required attachments have been completely and legibly attached to this form.

Note: Attention is also drawn to the provisions of Section 447, section 448 and 449 of the Companies Act, 2013 which provide for punishment for fraud, punishment for false statement and punishment for false evidence respectively.

To be digitally signed by

Director

DIN of the director

07624616

To be digitally signed by

☒ Company Secretary

☐ Company secretary in practice

Membership number

3320

Certificate of practice number

Attachments

1. List of share holders, debenture holders
2. Approval letter for extension of AGM;
3. Copy of MGT-8;
4. Optional Attachment(s), if any

Attach

Attach

Attach

Attach

List of attachments

Remove attachment

Modify

Check Form

Prescrutiny

Submit

This eForm has been taken on file maintained by the Registrar of Companies through electronic mode and on the basis of statement of correctness given by the company